

# CHAPTER 5

## Features and Benefits

### SECTION 3

## ORLY Gel FX



# ORLY®

## GEL FX

### THE ORIGINAL VITAMIN INFUSED GEL MANICURE SYSTEM

First ever, state-of-the-art Vitamin Infused color match gel formula to promote healthy nails with superior high-gloss shine.

Gel FX is no ordinary gel manicure system. Our 3-in-1 Cleanser, Primer, Basecoat and Cuticle Oil are power-packed with antioxidant vitamins A and E to help promote healthy nails and pro-vitamin B5 to protect the structure of the natural nail.

We matched Gel FX to our top-selling lacquer shades so your inspiration never fades. Our list of colors keeps growing with seasonal collections and the introduction of exciting new Duo-Chromes, Hyper-Brights and glammed out Glitters.

The result? Longer lasting color, better protection and incredible shine.





# ORLY®

## GEL FX

### THE ORIGINAL VITAMIN INFUSED GEL MANICURE SYSTEM

First ever, state-of-the-art Vitamin Infused color match gel formula to promote healthy nails with superior high-gloss shine.

			
<b>WHITE TIPS</b> 32001 french manicure tip	<b>POINTE BLANCHE</b> 32503 bright french manicure tip	<b>BARE ROSE</b> 32005 french manicure sheer	<b>PINK NUDE</b> 32009 french manicure sheer
			
<b>SHEER NUDE</b> 32479 french manicure sheer	<b>FIRST KISS</b> 30675 crème	<b>LIFT THE VEIL</b> 30008 crème	<b>KISS THE BRIDE</b> 30016 crème
			
<b>PIXY STIX</b> 30728 crème	<b>OH CABANA BOY</b> 30466 shimmer	<b>PASSIONFRUIT</b> 30461 crème	<b>TERRACOTTA</b> 30071 crème
			
<b>PINK CHOCOLATE</b> 30416 crème	<b>HAUTE RED</b> 30001 crème	<b>MONROE'S RED</b> 30052 shimmer	<b>RED FLARE</b> 30076 crème
			
<b>STAR SPANGLED</b> 30721 glitter	<b>RUBY</b> 30363 crème	<b>NAUGHTY</b> 30006 crème	<b>PLUM NOIR</b> 30651 crème
			
<b>CHARGED UP</b> 30679 crème	<b>IT'S UP TO BLUE</b> 30662 shimmer	<b>IN THE NAVY</b> 30003 shimmer	<b>PRINCE CHARMING</b> 30715 crème
			
<b>COUNTRY CLUB KHAKI</b> 30702 crème	<b>COFFEE BREAK</b> 30575 crème	<b>LUXE</b> 30294 shimmer	<b>RAGE</b> 30293 shimmer
			
<b>SHINE</b> 30295 shimmer	<b>MIRROR MIRROR</b> 30713 crème	<b>PRISMA GLOSS SILVER</b> 30708 glitter	<b>LIQUID VINYL</b> 30484 crème
			
<b>GOth</b> 30637 glitter	<b>FOREVER CRIMSON</b> 30041 shimmer	<b>TAKE HIM TO THE CLEANERS</b> 30645 shimmer	<b>PRISMA GLOSS GOLD</b> 30709 glitter
			
<b>TIARA</b> 30664 glitter	<b>VIXEN</b> 30653 crème	<b>MOONLIT MADNESS</b> 30162 shimmer	<b>PINK LEMONADE</b> 30167 glitter







































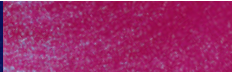




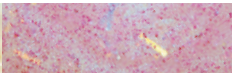





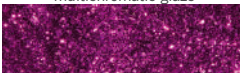






# ORLY®

## GEL FX

### THE ORIGINAL VITAMIN INFUSED GEL MANICURE SYSTEM

First ever, state-of-the-art Vitamin Infused color match gel formula to promote healthy nails with superior high-gloss shine.

				
<b>CATCH THE BOUQUET</b> 30009 shimmer	<b>ROSE-COLORED GLASSES</b> 32474 crème	<b>HOOK-UP</b> 30639 shimmer	<b>LOLA</b> 30660 crème	<b>GLOWSTICK</b> 30765 crème
				
<b>MELT YOUR POPSICLE</b> 30764 crème	<b>SKINNY DIP</b> 30761 shimmer	<b>PURPLE CRUSH</b> 30464 crème	<b>HOT SHOT</b> 30682 crème	<b>BEACH CRUISER</b> 30760 crème
				
<b>MAGENTA-VIOLET CHROME</b> 30020 shimmer	<b>YELLOW-GOLD CHROME</b> 30019 shimmer	<b>PINK-BLUE CHROME</b> 30021 shimmer	<b>ROSE-BRONZE CHROME</b> 30018 shimmer	<b>SASHAY MY WAY</b> 30449 glitter
				
<b>ROCKETS RED GLARE</b> 30468 glitter	<b>ULTRAVIOLET</b> 30470 glitter	<b>ATOMIC SPLASH</b> 30473 glitter	<b>MERMAID TALE</b> 30478 glitter	<b>HOLY HOLO!</b> 30480 glitter
				
<b>GLITZ</b> 30487 shimmer	<b>VELVET ROPE</b> 30631 shimmer	<b>SEA GURL</b> 30748 shimmer	<b>BURIED TREASURE</b> 30181 shimmer	<b>RED CARPET</b> 30634 shimmer
				
<b>FLAGSTONE RUSH</b> 30215 shimmer	<b>IT'S NOT ME IT'S YOU</b> 30642 crème	<b>SPARK</b> 30633 shimmer	<b>STEEL YOUR HEART</b> 30759 shimmer	<b>PRELUDE TO A KISS</b> 30754 crème
				
<b>PINK-BLUE CHROME</b> 30581 shimmer	<b>GUMDROP</b> 30733 crème	<b>RAZZLE</b> 30485 shimmer	<b>ROYAL NAVY</b> 30323 shimmer	<b>GORGEOUS</b> 30131 shimmer
				
<b>DEVIL MAY CARE</b> 30774 glitter	<b>CLOSE YOUR EYES</b> 30597 shimmer	<b>STAR OF BOMBAY</b> 30688 shimmer	<b>ROCKIN' AMBER FLAKIE</b> 30031 multichromatic glaze	<b>IRIDESCENT SPARK GLITTER</b> 30032 multichromatic glaze
				
<b>ROYAL BLUES FLAKIE</b> 30033 multichromatic glaze	<b>ELECTRIC FUSION GLITTER</b> 30034 multichromatic glaze	<b>POP PEARLS GLITTER</b> 30035 multichromatic glaze	<b>SEQUIN SURPRISE GLITTER</b> 30036 multichromatic glaze	<b>ARTIFICIAL SWEETENER</b> 30758 shimmer
				
<b>BUBBLY BOMBSHELL</b> 30093 glitter	<b>SNOWCONE</b> 30732 crème	<b>SHOCKWAVE</b> 30454 crème	<b>JEALOUS, MUCH?</b> 30756 crème	<b>TEAL UNREAL</b> 30803 crème





# ORLY®

## GEL FX

### THE ORIGINAL VITAMIN INFUSED GEL MANICURE SYSTEM

First ever, state-of-the-art Vitamin Infused color match gel formula to promote healthy nails with superior high-gloss shine.

#### WHAT IT'S FOR

For quick prep, clean and to remove tacky layer.

#### WHY YOU NEED IT

##### Triple play with ORLY Gel FX 3-IN-1 CLEANSER.

Dehydrates, cleans and removes the tacky layer to prep nails properly while creating incredible high-shine. Infused with Vitamin A, E and Pro-Vitamin B5 for full protection and incredible high-shine.

#### HOW TO USE

After prepping the nail (file, nip, buff) use the **3-IN-1 CLEANSER** to clean the nail.

Also use **3-IN-1 CLEANSER** after the curing of the topcoat to remove the inhibition (tacky) layer.

#### PARTNER WITH

Use all Gel FX products for maximum longevity and to prevent service break downs.

#### KEY INGREDIENTS

**Vitamin A** - An antioxidant that helps protect the nails from environmental damage and helps to neutralize free radical activity.

**Vitamin E** - An antioxidant that helps restore damaged nails while aiding in the protection of the nails from free radicals.

**Pro Vitamin B5** - Panthenol helps to increase the water retention capacity of nails and prevents dry brittle nails.

**Isopropyl Alcohol** - Sanitizing agent

#### INGREDIENTS

Isopropyl Alcohol, Acetone, Ethyl Acetate, Tocopherol Acetate, Retinyl Palmitate, Panthenol.

### 3-IN-1 CLEANSER

Triple play



#### Available Sizes:

4 Fl Oz / 118 mL

ITEM # 33001

16 Fl Oz / 473 mL

ITEM # 33011



# ORLY®

## GEL FX

### THE ORIGINAL VITAMIN INFUSED GEL MANICURE SYSTEM

First ever, state-of-the-art Vitamin Infused color match gel formula to promote healthy nails with superior high-gloss shine.

#### WHAT IT'S FOR

Prolongs the life of Gel FX.

#### WHY YOU NEED IT

##### Prime time with ORLY Gel FX PRIMER.

This effective bonding primer preps nails for maximum adhesion to extend the life of your gel color for up to three weeks. Infused with Vitamins A, E and Pro Vitamin B5 for full protection and incredible shine. Stick it good with ORLY **Gel FX Primer**.

#### HOW TO USE

After you've trimmed, buffed and cleaned the nail properly, lightly prime the nail tip like a French manicure.

Avoid the surrounding skin and let air dry for 30 seconds. It will appear shiny.

Apply **Basecoat** and follow the Gel FX protocol.

**Application Tip:** Less is more. Apply sparingly only to nail tips.

#### PARTNER WITH

Use all Gel FX products for maximum longevity and to prevent service break downs.

#### KEY INGREDIENTS

**Vitamin A** - An antioxidant that helps protect the nails from environmental damage and helps to neutralize free radical activity.

**Vitamin E** - An antioxidant that E helps restore damaged nails while aiding in the protection of the nails from free radicals.

**Pro Vitamin B5** - Panthenol helps to increase the water retention capacity of nails and prevents dry brittle nails.

**Blend of Proprietary Acrylics** - Act as a bonding agent to fuse the base to the nail for maximum adherence.

#### INGREDIENTS

Ethyl Acetate, Isopropylidenediphenyl Bisoxhydroxypropyl Methacrylate, HEMA, Tocopheryl Acetate, Retinyl Palmitate, Panthenol.

### NAIL TIP PRIMER

Prime time



#### Available Sizes:

.3 Fl Oz / 9 mL

ITEM # 34100



# ORLY®

# GEL FX

## THE ORIGINAL VITAMIN INFUSED GEL MANICURE SYSTEM

First ever, state-of-the-art Vitamin Infused color match gel formula to promote healthy nails with superior high-gloss shine.

### WHAT IT'S FOR

To smooth nails and create a base for Gel FX Color.

### WHY YOU NEED IT

**Cover your tracks with ORLY Gel FX Basecoat.**

Our self-leveling **Gel FX Basecoat** masks nail imperfections and creates a smooth surface for even gel application. Infused with Vitamins A, E and Pro Vitamin B5 for full protection and incredible shine.

### HOW TO USE

Apply a thin layer of vitamin-infused Gel FX **Basecoat** to nails and cure for 30 seconds.

Cure four fingers and thumbs separately.

**Application Tip:** Think thin. Be light handed when applying basecoat.

After curing, use ORLY **Dry Brush** to brush down the tacky layer, ensuring proper curing and preventing any crawling or wrinkling.

### PARTNER WITH

Use all Gel FX products for maximum longevity and to prevent service break downs.

### KEY INGREDIENTS

**Vitamin A** - An antioxidant that helps protect the nails from environmental damage and helps to neutralize free radical activity.

**Vitamin E** - An antioxidant that helps restore damaged nails while aiding in the protection of the nails from free radicals.

**Pro Vitamin B5** - Panthenol helps to increase the water retention capacity of nails and prevents dry brittle nails.

**Oligomer** - Contains specialty oligomer that works in conjunction with the primer to help bond the basecoat to the nail.

### INGREDIENTS

Di-HEMA Trimethylhexyl Dicarbamate, HEMA, Hydroxypropyl Methacrylate, Trimethylbenzoyl Diphenylphosphine Oxide, Hydroxycyclohexyl Phenyl Ketone, CI 60725 (Violet 2), Tocopheryl Acetate, Retinyl Palmitate, Panthenol.

## BASECOAT

Cover your tracks



### Available Sizes:

.3 Fl Oz / 9 mL

ITEM # 34110



# ORLY®

# GEL FX

## THE ORIGINAL VITAMIN INFUSED GEL MANICURE SYSTEM

First ever, state-of-the-art Vitamin Infused color match gel formula to promote healthy nails with superior high-gloss shine.

### WHAT IT'S FOR

Gel FX long lasting color.

### WHY YOU NEED IT

**Color match with ORLY Gel FX Color.**

**Gel FX Color** provides full coverage in just two applications. From crème to glitter and sheer to shimmer, perfectly matched to our top-selling nail lacquers. Great for matching gel manis and lacquer pedis and ideal for touch-ups during the week.

**Extra bonus:** Want to switch out your color without ruining your gel manicure? Use your favorite ORLY lacquer on top of Gel FX to quickly switch out a color for the day. Remove with non-acetone lacquer remover and your Gel FX manicure underneath remains perfect.

### HOW TO USE

Apply thin, even coat of **Gel FX Color** and cure for 30 seconds. Repeat.

Application Tip: Seal it. Seal the nail's edge first to prevent thick tips and chipping. Keep in mind that darker colors may need an extra coat. For sheer colors, suggest to apply three even coats rather than two thick coats.

### PARTNER WITH

Use all Gel FX products for maximum longevity and to prevent service break downs.

### KEY INGREDIENTS

Formulated with a special type of **Oligomer** that hardens and cures when it reacts with the wavelengths emitted by the lamp.

## GEL NAIL COLOR

### Color Match



**Available Sizes:**

.3 Fl Oz / 9 mL





# ORLY®

## GEL FX

### THE ORIGINAL VITAMIN INFUSED GEL MANICURE SYSTEM

First ever, state-of-the-art Vitamin Infused color match gel formula to promote healthy nails with superior high-gloss shine.

#### WHAT IT'S FOR

To seal and provide high-shine, gloss finish.

#### WHY YOU NEED IT

**Let it shine with ORLY Gel FX Topcoat.**

Our high-shine **Topcoat** seals in your new gel color and provides a durable finish to help protect the color for up to three weeks.

#### HOW TO USE

Apply a thin, even coat of Gel FX **Topcoat** and cure for 30 seconds. Avoid shaking topcoat to prevent bubbles.

**Application Tip:** Seal it. Seal the nail's edge first to prevent thick tips and chipping.

#### PARTNER WITH

Use all Gel FX products for maximum longevity and to prevent service break downs.

#### KEY INGREDIENTS

Formulated with a special type of **Oligomer** that hardens and cures when it reacts with the wavelengths emitted by the lamp.

#### INGREDIENTS

Di-HEMA Trimethylhexyl Dicarbamate, HEMA, Hydroxypropyl Methacrylate, Trimethylbenzoyl Diphenylphosphine Oxide, Hydroxycyclohexyl Phenyl Ketone, CI 60725 (Violet 2).

### TOPCOAT

Cover your tracks



#### Available Sizes:

.3 Fl Oz / 9 mL

ITEM # 34210



# ORLY®

# GEL FX

## THE ORIGINAL VITAMIN INFUSED GEL MANICURE SYSTEM

First ever, state-of-the-art Vitamin Infused color match gel formula to promote healthy nails with superior high-gloss shine.

### WHAT IT'S FOR

To protect and nourish nails after gel service.

### WHY YOU NEED IT

**Go deep with ORLY Gel FX Cuticle Oil.**

Condition, moisturize, and heal problem cuticles with orange blossom and wild cherry extracts. **Cuticle Oil** is power packed with Vitamins A, E and Pro-Vitamin B5 to prevent dehydration and give extra protection.

### HOW TO USE

Apply one drop of Gel FX vitamin-infused **Cuticle Oil** to cuticle as the last step.

### PARTNER WITH

Use all Gel FX products for maximum longevity and to prevent service break downs.

### KEY INGREDIENTS

**Vitamin A** - An antioxidant that helps protect the nails from environmental damage and helps to neutralize free radical activity.

**Vitamin E** - An antioxidant that E helps restore damaged nails while aiding in the protection of the nails from free radicals.

**Pro Vitamin B5** - Panthenol helps to increase the water retention capacity of nails and prevents dry brittle nails.

**Orange Oil** - Comfort and refreshes.

**Linseed** - Emollient and antioxidant benefits.

**Wild Cherry extract** - conditioning and healing.

**Aloe** - softens and soothes skin.

### INGREDIENTS

Carthamus Tinctorius (Safflower) Seed Oil, Vitis Vinifera (Grape) Seed Oil, Tocopheryl Acetate, Tocopherol, Retinyl Palmitate, Panthenol, Citrus Nobilis (Mandarin Orange) Peel Oil, Oenothera Biennis (Evening Primrose) Oil, Aloe Barbadensis (Aloe Vera) Leaf Extract, CI 75130 (Beta-Carotene), Ethylhexyl Methoxycinnamate, Butyl Methoxydibenzoylmethane, Ethylhexyl Salicylate, Citrus Aurantium Dulcis (Orange Blossom) Flower Extract, Prunus Serotina (Wild Cherry) Bark Extract, Linum Usitatissimum (Linseed) Seed Extract, BHT, Parfum (Fragrance), CI 26100 (Red 17), Benzyl Benzoate, Butylphenyl Methylpropional, Hexyl Cinnamal, Limonene, Linalool, Methyl 2-Octynoate.

## CUTICLE OIL

Go Deep



Available Sizes:

.3 Fl Oz / 9 mL

ITEM # 34555



# ORLY®

# GEL FX

## THE ORIGINAL VITAMIN INFUSED GEL MANICURE SYSTEM

First ever, state-of-the-art Vitamin Infused color match gel formula to promote healthy nails with superior high-gloss shine.

### WHAT IT'S FOR

For quick and easy gel removal.

### WHY YOU NEED IT

**Take it off with ORLY Gel FX Gel Remover.**

Remove gels gently, quickly and effectively with **Gel Remover** solution. Formulated with lanolin to prevent dehydration.

### HOW TO USE

Saturate the sponge on the **Foil Wraps** with ORLY **Gel FX Gel Remover**. Leave on nails for 10 minutes and gently push off with **Pusher/Remover Tool**.

### PARTNER WITH

Use all Gel FX products for maximum longevity and to prevent service break downs.

**Foil Remover Wraps** – Facilitates easy removal of gels.

**Pusher/Remover Tool** – Quickly removes by pushing off the gel.

### KEY INGREDIENTS

**Lanolin** - Excellent source of moisture due to its humectant properties.

**Acetone** - Maximum strength solvent that breaks down the gel formula for an easy removal.

### INGREDIENTS

Acetone, Lanolin, Benzophenone-1.

May Contain (+/-): CI 45410 (Red 28), CI 17200 (Red 33), CI 60730 (Ext. Violet 2), CI 42090 (Blue 1).

## GEL REMOVER

Take It Off



### Available Sizes:

4 Fl Oz / 118 mL	ITEM # 33004
16 Fl Oz / 473 mL	ITEM # 33016
64 Fl Oz / 1.89 L	ITEM # 33064





# ORLY®

## GEL FX

### THE ORIGINAL VITAMIN INFUSED GEL MANICURE SYSTEM

First ever, state-of-the-art Vitamin Infused color match gel formula to promote healthy nails with superior high-gloss shine.

#### WHAT IT'S FOR

For quick and easy gel removal.

#### WHY YOU NEED IT

**Wrap it up with ORLY Gel FX Foil Remover Wraps.**

Efficiently remove gels with easy to use foil wraps. Absorbent sponge reduces acetone contact with skin and traps in heat to safely and quickly remove gels.

#### HOW TO USE

Saturate the sponge on the **Foil Wraps** with **ORLY Gel FX Gel Remover**. Leave on nails for 10 minutes and gently push off with **Pusher/Remover Tool**.

#### PARTNER WITH

**Gel Remover** – Quick removal solution without dehydration.

**Pusher/Remover Tool** – Quickly remove by pushing off the gel.

Use all Gel FX products for maximum longevity and to prevent service break downs.

### FOIL REMOVER WRAPS

Wrap It Up



#### Available Sizes:

20 pack	ITEM # 33120
100 pack	ITEM # 33100



# ORLY®

## GEL FX

### THE ORIGINAL VITAMIN INFUSED GEL MANICURE SYSTEM

First ever, state-of-the-art Vitamin Infused color match gel formula to promote healthy nails with superior high-gloss shine.

#### WHAT IT'S FOR

To quickly cure gels with LED technology.

#### WHY YOU NEED IT

##### Hot Shot with ORLY Gel FX LED 800 FX.

Unique LED lamp cures all 5 fingers at the same time and dries in seconds thanks to an energy efficient bulb while still being lightweight, portable and compact.

Ergonomically designed for both professional and client with preset digital timer of 10, 20 and 30 seconds with coordinating light intensity of low, medium and high. Cure gels in less time by setting lamp on the high/10 second setting and cool down the light intensity and cater to sensitive clients by emitting a low light output with the low/30 second setting. Includes automatic sensor that turns on the LED lights when the hand is placed inside the lamp. Brilliant.

POWER:	AC 110V~240V, 50/60Hz DC 12v/2.0A
NANOMETERS:	405
WATTAGE:	20W
SIZE:	206mm W X 181mm D X 115mm H
WEIGHT:	0.823kg

#### HOW TO USE

Cure between each gel step.

Cure time may vary by shade. (Darker and white colors may need an additional curing time.)

Place nails flat in lamp. Cure all five fingers at once. For larger hands, cure four fingers first, then cure thumb separately.

For gel pedicures, remove the tray and place the **LED 800 FX Lamp** over the foot and cure.

#### PARTNER WITH

Use all Gel FX products for maximum longevity and to prevent service break downs.

### LED 800 FX

#### Hot Shot



#### Available Sizes:

North America	ITEM # 33507
EU	ITEM # 33506
UK	ITEM # 33508
Australia	ITEM # 33504



# ORLY®

## GEL FX

### THE ORIGINAL VITAMIN INFUSED GEL MANICURE SYSTEM

First ever, state-of-the-art Vitamin Infused color match gel formula to promote healthy nails with superior high-gloss shine.

#### WHAT IT'S FOR

To push cuticles and remove gels easily.

#### WHY YOU NEED IT

**Pushover with ORLY Gel FX Cuticle Pusher & Remover.**

Multi-purpose and convenient 2-in-1 tool, preps nails and cuticles with pusher and helps gently and quickly remove gels without damage.

#### HOW TO USE

To remove gel: remove saturated **Foil Wraps** after 10 minutes, gently push off gel toward tip of the nail using the **Cuticle Pusher & Remover** tool. Gel should remove easily. It should flake off like a shaved crayon.

#### PARTNER WITH

Use all Gel FX products for maximum longevity and to prevent service break downs.

**Gel Remover** – For quick removal solution without dehydration.

**Foil Remover Wraps** – To facilitate easy removal of gel.

### CUTICLE PUSHER & REMOVER

Pushover



**Available Sizes:**

ITEM # 33505



# ORLY®

## GEL FX

### THE ORIGINAL VITAMIN INFUSED GEL MANICURE SYSTEM

First ever, state-of-the-art Vitamin Infused color match gel formula to promote healthy nails with superior high-gloss shine.

#### WHAT IT'S FOR

Multi-purpose brush for gels.

#### WHY YOU NEED IT

##### **Dry erase with ORLY Gel FX Dry Brush.**

Multi-purpose brush sweeps away the tacky layer to help prevent wrinkling as well as sets a track for easy adherence of color coat layer. Using a **Dry Brush** checks for proper curing. It can also be used as a clean up brush during French Manicure and to clean up the side walls.

#### HOW TO USE

After curing **Basecoat** quickly dry sweep the basecoat to ensure that it's been properly cured. Use one side of the brush for all five fingernails and turn to the clean side of the brush and also dry sweep the other five fingernails.

After dry sweep, clean & sanitize brush with acetone and store away.

#### PARTNER WITH

Use all Gel FX products for maximum longevity and to prevent service break downs.

#### KEY INGREDIENT

**Synthetic nylon bristles** - Allow easy usage without damaging the integrity of the bristles.

### DRY BRUSH

Dry Erase



#### Available Sizes:

ITEM # 33515





# ORLY®

## GEL FX

### THE ORIGINAL VITAMIN INFUSED GEL MANICURE SYSTEM

First ever, state-of-the-art Vitamin Infused color match gel formula to promote healthy nails with superior high-gloss shine.

#### WHAT IT'S FOR

Multi-purpose buffer.

#### WHY YOU NEED IT

##### **Smooth Operator with ORLY Gel FX Buffer.**

Multi-purpose **Buffer** gently polishes the nail surface, leaving the nail bed perfectly smooth. Helps to create a less oily environment to ensure longer lasting gel effect.

220/280 GRIT

#### HOW TO USE

For prep - Buff the nail plate to smooth nail surface and remove excess oil.

For removal - After pushing the gel off the nail plate with **Cuticle Pusher & Remover Tool**, buff the excess residue.

#### PARTNER WITH

**Gel FX 3-IN-1 Cleanser** – Use after buffing to remove dust residue from nails.

Use all Gel FX products for maximum longevity and to prevent service break downs.

### BUFFER

#### Smooth Operator



#### Available Sizes:

ITEM # 33510



# ORLY®

## GEL FX

### THE ORIGINAL VITAMIN INFUSED GEL MANICURE SYSTEM

First ever, state-of-the-art Vitamin Infused color match gel formula to promote healthy nails with superior high-gloss shine.

#### WHAT IT'S FOR

To prevent lint deposit during gel service.

#### WHY YOU NEED IT

**Wipe out with ORLY Gel FX Lint-Free Wipes.**

Clean and wipe nail dust and cuticle residue from buffing and nipping without depositing any lint. Use wipes to remove the tacky layer from gel topcoat to reveal a mirror-like shine.

#### HOW TO USE

After prepping and buffing nails, dampen the **Lint-Free Wipes** with **Gel FX 3-IN-1 Cleanser** to clean and remove excess oil and nail dust residue.

Use as a last step after curing topcoat to remove the tacky layer, revealing a super shine.

#### PARTNER WITH

**Lint Free Table Covers** – To avoid and prevent additional deposit of lint.

**Gel FX 3-In-1 Cleanser** – Use after buffing to remove dust residue from nails and use to remove tacky layer after topcoat.

Use all Gel FX products for maximum longevity and to prevent service break downs.

#### KEY INGREDIENT

**Polypropylene (non-woven material)** - Thoroughly cleans and allows lint-free preparations.

### LINT-FREE WIPES

Wipe out



#### Available Sizes:

60-pack  
240-pack

ITEM # 33520  
ITEM # 33523



# ORLY®

## GEL FX

### THE ORIGINAL VITAMIN INFUSED GEL MANICURE SYSTEM

First ever, state-of-the-art Vitamin Infused color match gel formula to promote healthy nails with superior high-gloss shine.

#### WHAT IT'S FOR

To prevent lint deposit during gel service.

#### WHY YOU NEED IT

**Table setting with ORLY Gel FX Lint-Free Table Covers.**

Provide a sanitary work surface and speed cleanup without depositing lint during gel service. Multi-purpose table cover is durable and easy to use. Convenient for any manicure service.

#### HOW TO USE

Unfold the **Lint-Free Table Cover** and spread out on manicure table surface. Use before any manicure or gel service to avoid and prevent deposit of lint.

#### PARTNER WITH

**Lint Free Wipes** – To avoid and prevent additional deposit of lint.

**Gel FX 3-In-1 Cleanser** – Use after buffing to remove dust residue from nails and use to remove tacky layer after topcoat.

Use all Gel FX products for maximum longevity and to prevent service break downs.

#### KEY INGREDIENT

**Polypropylene (non-woven material)** - provides a sanitary and lint-free environment.

### LINT-FREE TABLE COVERS

Table Setting



#### Available Sizes:

50-pack

ITEM # 33525





# ORLY®

## GEL FX KITS

### THE ORIGINAL VITAMIN INFUSED GEL MANICURE SYSTEM

First ever, state-of-the-art Vitamin Infused color match gel formula to promote healthy nails with superior high-gloss shine.

#### WHAT IT'S FOR

Conveniently pre-packed kits for different needs.

#### WHY YOU NEED IT

**Get your feet wet with ORLY Gel FX Starter Kit.**

Great for beginners or professionals to try the Gel FX system.

#### HOW TO USE

Follow directions for Gel FX gel manicure system.

#### PARTNER WITH

Use all Gel FX products for maximum longevity and to prevent service break downs.

#### KIT INCLUDES

- 1 - 3-in-1 Cleanser 4 Fl Oz
- 1 - Primer
- 1 - Basecoat
- 1 - Haute Red
- 1 - Naughty
- 1 - Kiss The Bride
- 1 - Topcoat
- 1 - Cuticle Oil
- 1 - Gel Remover 4 Fl Oz
- 1 - Foil Remover Wraps 20 pk
- 1 - FREE Education DVD
- 1 - FREE Catalog
- 1 - FREE Instruction Sheet
- 1 - FREE Window Decal

#### NOT INCLUDED BUT WILL NEED

- Dry Brush
- Cuticle Pusher & Remover
- Buffer

### STARTER KIT

Get your feet wet



Available Sizes:

ITEM # 31050



# ORLY®

## GEL FX KITS

### THE ORIGINAL VITAMIN INFUSED GEL MANICURE SYSTEM

First ever, state-of-the-art Vitamin Infused color match gel formula to promote healthy nails with superior high-gloss shine.

#### WHAT IT'S FOR

Conveniently pre-packed kits for different needs.

#### WHY YOU NEED IT

**I know what I'm doing with ORLY Gel FX Advanced Kit**

Ideal for professionals to try the Gel FX system. Includes removal tools.

#### HOW TO USE

Follow directions for Gel FX gel manicure system.

#### PARTNER WITH

Use all Gel FX products for maximum longevity and to prevent service break downs.

**3-in-1 Cleanser** 16 Fl Oz to refill the 4 Fl Oz size.

**Gel Remover** 16 Fl Oz and 64 Fl Oz to refill the 4 Fl Oz size.

#### KIT INCLUDES

- 1 - 3-in-1 Cleanser 4 Fl Oz
- 1 - Primer
- 1 - Basecoat
- 1 - Haute Red
- 1 - Naughty
- 1 - Kiss The Bride
- 1 - Oh Cabana Boy
- 1 - Prince Charming
- 1 - Plum Noir
- 1 - Topcoat
- 1 - Cuticle Oil
- 1 - Gel Remover 4 Fl Oz
- 1 - Foil Remover Wraps 100 pk
- 1 - Cuticle Pusher & Remover
- 1 - Buffer
- 1 - Dry Brush
- 1 - Lint Free Nail Wipes 60 pk
- 1 - Lint Free Table Covers 50 pk
- 1 - FREE Education DVD
- 1 - FREE Catalog
- 1 - FREE Instruction Sheet
- 1 - FREE Window Decal

### ADVANCED KIT

I know what I'm doing



#### Available Sizes:

ITEM # 31052



# ORLY®

## GEL FX KITS

### THE ORIGINAL VITAMIN INFUSED GEL MANICURE SYSTEM

First ever, state-of-the-art Vitamin Infused color match gel formula to promote healthy nails with superior high-gloss shine.

#### WHAT IT'S FOR

Conveniently pre-packed kits for different needs.

#### WHY YOU NEED IT

**I need it all with ORLY Gel FX Professional Kit.**

For professionals that seek for economic savings and to try the Gel FX system including LED Lamp.

#### HOW TO USE

Follow directions for Gel FX gel manicure system.

#### PARTNER WITH

Use all Gel FX products for maximum longevity and to prevent service break downs.

**3-in-1 Cleanser** 16 Fl Oz to refill the 4 Fl Oz size.

**Gel Remover** 16 Fl Oz and 64 Fl Oz to refill the 4 Fl Oz size.

#### KIT INCLUDES

- 1 - 3-in-1 Cleanser 4 Fl Oz
- 1 - Primer
- 1 - Basecoat
- 1 - Haute Red
- 1 - Naughty
- 1 - Kiss The Bride
- 1 - Oh Cabana Boy
- 1 - Prince Charming
- 1 - Plum Noir
- 1 - White Tips
- 1 - Bare Rose
- 1 - Rage
- 1 - Pink Chocolate
- 1 - Terracotta
- 1 - Pink Nude
- 1 - Topcoat
- 1 - Cuticle Oil
- 1 - Gel Remover 4 Fl Oz
- 1 - Foil Remover Wraps 100 pk
- 1 - Cuticle Pusher & Remover
- 1 - Buffer
- 1 - Dry Brush
- 1 - Lint Free Nail Wipes 240 pk
- 1 - Lint Free Table Covers 50 pk
- 1 - LED 800 FX Lamp
- 1 - FREE Education DVD
- 1 - FREE Catalog
- 1 - FREE Instruction Sheet
- 1 - FREE Window Decal

### PROFESSIONAL KIT

I need it all



Available Sizes:

ITEM # 31054





## GEL FX MYTH BUSTERS

### THE ORIGINAL VITAMIN INFUSED GEL MANICURE SYSTEM

First ever, state-of-the-art Vitamin Infused color match gel formula to promote healthy nails with superior high-gloss shine.

### GEL FX MYTH BUSTERS

#### GELS ARE DAMAGING TO THE NAILS.

No. Gels itself do not damage the nails. Improper application and removal by a nail technician is typically the main source of the problem. Second reason is largely attributed to clients physically peeling off the lifted gel. For those that are hyper sensitive to acrylates, do a partial test before receiving full service.

#### UV LAMPS AND LED LAMPS CAUSE CANCER.

No. Studies have found that the amount of UV-A and UV-B to which clients skin is exposed to is equal to what they could expect from spending an extra 17 to 26 seconds in the sunlight each day of the two weeks in between nail appointments. LED lamps emit light within UV spectrum, specifically UV-A.

#### UNIVERSAL GEL LIGHT

No. There is no such thing as one lamp source that will cure all.

#### FINGERS ARE BEING FRIED OR BEING DAMAGED WHILE CURING IN THE LAMP

No. Polymerization reaction gives off heat, known in scientific terms as an exothermic reaction ("exo" means to give off, and "thermic" means heat). The warm sensation is caused by "friction between the molecules". If the heat is so intense that it causes client pain, have the client remove their hands immediately.







# GEL FX FREQUENTLY ASKED QUESTIONS

## THE ORIGINAL VITAMIN INFUSED GEL MANICURE SYSTEM

First ever, state-of-the-art Vitamin Infused color match gel formula to promote healthy nails with superior high-gloss shine.

## GEL FX FREQUENTLY ASKED QUESTIONS AND ANSWERS

### Q1. IS GEL FX A 3-FREE FORMULA?

At ORLY International, we provide our clients with the finest ingredients and the best products in the market. Like our nail laquer formulation, Gel FX is formulated without Formaldehyde, Toluene, and DBP.

### Q2. WHAT IS A SOAK-OFF-GEL?

Unlike regular nail laquers and pot gels, soak off gels are applied easily like nail laquer, cured under UV or LED lights and can be easily removed.

### Q3. WHAT IS THE DIFFERENCE BETWEEN HYBRID AND TRUE SOAK OFF GEL?

Hybrid soak off gels contain a mixture of laquer and gel in one, whereas true soak off gels are pigments with gels.

### Q4. WHAT IS THE BENEFIT OF A TRUE SOAK OFF GEL?

The consistency is thinner (natural look) and has a longer, stronger durability. Gel FX is a superior formula due to its true soak off gel original vitamin formulation.

### Q5. IS GEL FX A TRADITIONAL ENHANCEMENT?

Gel FX is not a traditional enhancement since you can't build, form or change the shape of the nail. Remember that Gel FX manicure system is an advanced form of 100% gel acrylic.

### Q6. WHAT IS THE CONSISTENCY OF GEL FX?

Gel FX is a thin like nail polish, yet strong and durable like a gel.

### Q7. HOW IS GEL FX DIFFERENT FROM OTHER SOAK OFF GEL PRODUCTS?

Hybrid soak-off-gels contain a mixture of laquer and gel in-one whereas true soak-off-gels are pigments with gels.

### Q8. ARE VITAMINS IN ALL THE GEL FX PRODUCTS?

Vitamins are only infused into the Gel FX **3-in-1 Cleanser, Primer, Basecoat** and **Cuticle Oil**, as these products are in direct contact with the nail. The **Cuticle Oil** in particular is power-packed with vitamins, orange blossom and wild cherry extract to condition and nourish the cuticles.

### Q9. WHY AREN'T THE GEL FX COLORS AND THE TOPCOAT INFUSED WITH VITAMINS?

The Gel FX laquers and Topcoat are not infused with vitamins since they do not touch the actual nail plate therefore it is not effective or necessary.





## GEL FX FREQUENTLY ASKED QUESTIONS

### THE ORIGINAL VITAMIN INFUSED GEL MANICURE SYSTEM

First ever, state-of-the-art Vitamin Infused color match gel formula to promote healthy nails with superior high-gloss shine.

#### Q10. CAN REMOVAL OF GEL FX BE DAMAGING?

No. Removal of Gel FX is not damaging as long as you follow the instructions carefully. Remember that a trained nail technician is your best educational resource. For more information, please refer to Gel FX Education DVD or visit ORLY's website at [www.orlybeauty.com](http://www.orlybeauty.com).

#### Q11. CAN A CUSTOMER DAMAGE THEIR OWN NAILS BY PEELING GEL FX OFF?

Yes. A customer can damage their own nails by peeling any gel off of the nail plate. Remember that when you peel it off, you are removing a layer of your nail which can cause damage.

#### Q12. WHAT IS THE BEST WAY OF PREVENTING DAMAGE?

Inform and educate your clients not to peel off when lifting occurs. We highly advise that after a Gel FX service, book your client for a return visit 2 weeks later from the service date.

#### Q13. WHAT IS THE WEAR OF GEL FX?

Gel FX lasts up to three weeks. We recommend to schedule your clients to come in two weeks later for removal and a new application.

#### Q14. IF GEL FX LASTS LONGER THAN TWO WEEKS, WHY SHOULD WE ADVISE OUR CLIENTS TO COME IN WITHIN TWO WEEKS INSTEAD OF THREE WEEKS?

Gel FX will last longer than two weeks but to prevent any future damage by the customer, we recommend to schedule it around two weeks for removal.

#### Q15. WHAT IS THE REMOVAL SOAK TIME OF GEL FX?

Removal soak time is ten minutes. Depending on color and individual's nail condition, it may need an additional five minutes of soak.

#### Q16. WHAT IS THE REMOVAL PROCESS?

Push back the cuticle and then remove the shiny top coat with 180 grit file.

Saturate the sponge of Gel FX **Foil Remover Wrap** with Gel FX **Remover**.

Fully wrap finger and soak for 10 minutes.

Remove and gently push the product off of nails with ORLY **Pusher/Remover** tool.

#### Q17. WHAT IS THE BENEFIT OF COLOR MATCH SYSTEM?

Gel FX is a color match system to ORLY's existing top nail lacquer shades. Great for retouching re-growth, matching pedicures and if chipping occurs our clients can touch up at home until their next visit to the salon.





## GEL FX FREQUENTLY ASKED QUESTIONS

### THE ORIGINAL VITAMIN INFUSED GEL MANICURE SYSTEM

First ever, state-of-the-art Vitamin Infused color match gel formula to promote healthy nails with superior high-gloss shine.

#### Q18. DO I HAVE TO USE THE COMPLETE GEL FX SYSTEM?

Yes. It's important to use the complete Gel FX manicure system to ensure proper application and removal. Substituting other company's products may result in poor performance. Remember synergy is key.

#### Q19. WHAT IS SYNERGY?

Synergy syn·er·gy

The interaction of two or more agents or forces so that their combined effect is greater than the sum of their individual effects.

It is important to use the complete Gel FX manicure system to ensure long lasting, durable wear and easy removal.

#### Q20. CAN YOU USE OTHER GEL COMPETITORS' BASECOATS AND TOPCOATS?

It's imperative to use Gel FX manicuring system since other companies do not have the same formulation. Using products outside of the Gel FX system may alter the outcome, resulting in wrinkling, improper curing and lifting.

#### Q21. WHY DO I NEED TO DRY BRUSH AFTER CURING THE BASECOAT?

After the curing the basecoat, always brush down the tacky layer using the ORLY **Dry Brush** to ensure proper curing and prevent any crawling or wrinkling.

#### Q22. WHY IS IT RECOMMENDED TO APPLY THE LAYERS THIN?

Our message: Think thin! It's important to apply the layers thin to ensure proper curing. Remember that improper curing can lead to wrinkling and may cause adverse skin reactions in the future.

#### Q23. IS IT SAFE TO USE GEL FX ON A CANCER PATIENT?

A cancer patient should consult a medical professional prior to use.

#### Q24. IS PRIMER NECESSARY?

For long lasting wear up to three weeks, we recommend that you use the Gel FX **Primer only on the tips** since that is where chipping typically occurs. Remember to use **Primer** very lightly. Do not be heavy handed. If you apply too much Primer, it becomes difficult to remove.

#### Q25. WHY DOES THE PRIMER HAVE A STRONG ODOR COMPARED TO THE OTHER GEL FX PRODUCTS?

Gel FX **Primer** has a high level of solvent which is what gives off the odor. The solvent is required to rapidly dry the polymer.





## GEL FX FREQUENTLY ASKED QUESTIONS

### THE ORIGINAL VITAMIN INFUSED GEL MANICURE SYSTEM

First ever, state-of-the-art Vitamin Infused color match gel formula to promote healthy nails with superior high-gloss shine.

#### Q26. CAN YOU SOAK BEFORE THE GEL FX APPLICATION?

It's best to skip the soak portion during a brush on gel manicure system since having wet nails may lead to service breakdown.

We recommend beginning with a dry manicure. Clip, file, push (dry) cuticle, nip, and buff the nail before applying Gel FX.

#### Q27. WHEN CAN YOU APPLY MOISTURIZER AND WHAT IF YOUR CLIENT WANTS TO ADD ADDITIONAL SERVICES?

It's best to apply moisturizer, cuticle oil and any other hydrating, emollient products after the Gel FX Service has been completed.

#### Q28. WHY DOES WRINKLING HAPPEN?

Wrinkling can be attributed to applying dark pigmented colors too thick onto the nail. It's best to apply three thin, even, layers of dark pigmented color rather than two thick coats.

#### Q29. AFTER THE FIRST COAT SOMETIMES I SEE SHRINKING. SHOULD I BE WORRIED? IS THERE SOMETHING WRONG WITH THE FORMULA?

It's perfectly normal for certain dark pigmented gel colors to shrink on their first layer. Don't worry. Just flash cure the first and second layer and proceed with the Gel FX standard application protocol.

#### Q30. WHAT IS A FLASH CURE?

A flash cure is a 2-3 second curing process in the LED lamp that holds the gel in place and prevents from shrinking. Remember, flash curing doesn't fully cure. You will need to follow up with a full 30 second cure in the LED lamp.

#### Q31. LIKE OTHER ENHANCEMENTS, CAN YOU REFILL OR BACK-FILL WITH GEL FX?

It is always best to remove completely and reapply Gel FX rather than refilling. Refilling or back-filling may be too difficult and lead to service breakdown in the future.

#### Q32. IN MIDWEEK, I MAY WANT TO APPLY NAIL LACQUER OVER THE GEL FX LACQUER TO CHANGE THE COLOR FOR A SPECIAL OCCASION. WILL IT AFFECT MY GEL FX WHEN REMOVING LACQUER

You may absolutely apply nail lacquer over the Gel FX to temporarily change the color. It can be easily removed with a nail lacquer remover since our gel formulation requires 10-15 minutes in acetone for removals.







## GEL FX FREQUENTLY ASKED QUESTIONS

### THE ORIGINAL VITAMIN INFUSED GEL MANICURE SYSTEM

First ever, state-of-the-art Vitamin Infused color match gel formula to promote healthy nails with superior high-gloss shine.

#### Q33. AS A NAIL TECH, WILL GEL FX LAST ON MY NAILS WHILE PROVIDING SERVICES TO CLIENTS?

Yes. Since it is acetone resistant, Gel FX color will stay on longer than other soak-off-gel brands that may come off easily when in contact with acetone.

#### Q34. WHAT IS THE IDEAL TEMPERATURE WHEN STORING GEL FX?

Since extreme high temperature may have an effect on Gel FX, we recommend to store at room temperature to avoid any change in the consistency of the product.

#### Q35. WHAT DOES THE SYMBOL OF THE OPEN JAR ON THE PACKAGING MEAN?

The open jar indicates the recommended number of months the product should be used after it is first opened. The period after opening (PAO) varies depending on the Gel FX product. All products are 12 months after opening except for Gel FX **Remover** and **Primer** which are 36 months.

#### Q36. IS IT POSSIBLE TO USE A UV LAMP OR ANY OTHER LED LAMP?

Gel FX is UV and LED lamp compatible but we highly recommend using our Gel FX **800FX** Lamp. ORLY's LED lamp is specifically designed to work with the Gel FX system to ensure proper curing.

#### Q37. WHAT DOES UV AND LED STANDS FOR?

UV is an acronym for Ultraviolet and LED is Light Emitting Diode.

#### Q38. WHAT ARE SOME BENEFITS OF USING A LED LAMP OVER UV LAMP?

LED lamps are also faster and have a quicker curing time. It only takes 30 seconds to cure instead of 2-3 minutes with a UV lamp. Also, there is no need to ever change the light bulb with the LED lamp.

#### Q39. WHAT ARE SOME BENEFITS OF USING THE GEL FX LED 800 FX LAMP?

##### **Cures all 5 fingers at the same time**

Built-in illuminated preset digital display timer of 10, 20, 30 seconds

Light intensity adjusted by time

Removal tray for convenient pedicure curing

Energy efficient

Lightweight

Portable

Ergonomically designed





## GEL FX FREQUENTLY ASKED QUESTIONS

### THE ORIGINAL VITAMIN INFUSED GEL MANICURE SYSTEM

First ever, state-of-the-art Vitamin Infused color match gel formula to promote healthy nails with superior high-gloss shine.

#### Q40. WHAT IS THE NANOMETER FOR GEL FX LED 800 FX LAMP?

Nanometer of 405.

#### Q41. WHAT IS THE LIFE LIMIT ON GEL FX LED 800 FX LAMP?

10,000 hours. Due to the extended life of this product, there is an unlikely chance you will need to replace the unit.

#### Q42. WILL I NEED TO CLEAN AND DISINFECT THE GEL FX LAMP?

It's imperative to disinfect your removable tray after each client. Pull out the removable tray and lightly wipe with disinfectant to avoid adhesive lifting in the future.

